



NEWSLETTER

February 2025

Contents

- 2 Message from the President
- 3 Guild News
- 4 Spinning Wheel Tasting Menu & Roc Day Thank You
- 5 Guild Retreat 2025
- 6 Roc Day Photos
- 7 Roc Day Competition Results
- 8 Kay Ross's Spinning Wheel Announcement
- 9 LeClerc Loom Available
- 10 Darning Looms
- 11 Guild Vendors
- 12 New Member Form



Roc Day 2025 Spinning Circle



Message from the President

Dear Fellow Spinners,

This year we have a proper winter with freezing temperatures. I'm quite glad, that I participated in the Roc Day challenge and now have an extra warm hat to keep my ears warm. Speaking of Roc Day, I had a lot of fun. Everything went very well. I would like to thank everyone, who participated in the effort with their contribution. Having enough volunteers to help in the kitchen, sell tickets, move furniture, set up the raffle, sit on the welcome table, guard the competition table, hang posters, and be available in the spinning circle is crucial for Roc Day to function. I want to special-ly thank the wonderful members who put a lot of time and effort in the organiza-tion: First off, our Roc Day coordinator Yvonne LaMontagne. Many thanks to Jean Currie, for running the kitchen, Debbie Benzer and Roberta Sibley for running the Ellie Mae Paper Bag Raffle, Lois Swales for fixing and checking the large fiber equip-ment, Melody Navarez for supervising the spinning circle, Marianne Pelletier for acting as our vendor liaison, Anna Bartels for the publicity, Kathy Holton for running the welcome table, Ruby Schnirman and Rachael Siems Skye for keeping us all con-nected, and Louise Henry for organizing our finances. OF course, Roc Day would not be that much fun without classes and presentations: Big thanks to Lois Swales, Suzanne Schwartz and Ruby Schnirman for their demonstrations, and to Kristen Olson and Mary White for teaching a mending class. And last, but not least, Suzanne's music group, Six Miles Craic, made great music during lunch. We'll be happy to have them back, next year.

Our next meeting, on February 8 th , from 11am-3pm, will be quieter, but hopefully still fun. We will meet as usual in the Parish Hall of the All Saints Catholic Church, 347 Ridge Road. As part of the meeting, we plan to give members a chance to try different wheels and e-spinners. Please, ask Marianne Pelletier for more details.

Our annual retreat ran into some unexpected road blocks, since our booked venue is no longer open for retreats in winter time. Anna Bartel and Kylie Spooner are on top of things and working hard to get us into a different venue.

I hope to see you all on our February meeting,
Angelika



February
2025



Guild News

Guild Meeting

The next Guild meeting will be on Saturday, February 8th, 11-3 PM, in the Parish Hall of the All Saint's Church

Address: 346 Ridge Rd, Lansing

New Members

If you know of folks who would like to join, please have them contact Louise Henrie and pay dues at: henrielm6@aol.com.

Lorem ipsum

Address List

We put together a list of names, email addresses, and telephone numbers for guild members. This list is available in printed form at guild meetings or by request to Secretary, Roberta Sibley at robertainez@yahoo.com.

Guild Dues

For all members who have not yet paid dues, they are \$25 for the year of 2025. Please pay at a meeting, send your check for \$25 to: Louise Henrie, 417 2nd Street, Ithaca, NY 14850, or now you may send money via Venmo to Black-Sheep-NY

To Place an Ad

The cost for ads is \$5.00 per month for non-members. Current members may submit one business-card sized classified ad per month for free. Send a check made out to BSHG to our treasurer, Louise Henrie, 417 2nd Street, Ithaca, NY 14850. Send the ad in digital form to the newsletter editor: rschnir@gmail.com

Guild Officers

President	Angelika St. Laurent	Newsletter	Ruby Schnirman
Vice President	OPEN	Workshops	Marianne Pelletier
Secretary	Roberta Sibley	Webmaster	Rosane Mordt
Treasurer	Louise Henrie	Roc Day Coordinator	Yvonne LaMontagne



Spinning Wheel Tasting Menu

For February's meeting we are bringing back the tasting menu!

Bring in your most interesting wheel (if you are comfortable letting others try it) and we will put them in a circle separate from the spinning circle. We'll do rounds of spinning to try out different wheels.

Marianne will bring some wool for spinning.

Roc Day Thank You

A big THANK YOU to all who helped make Roc Day 2025 the great and enjoyable day it was!

Thank you to the many volunteers who attended to all the many details of the day. Thank you to the coordinators of the different areas - Deb Benzer, Roberta Sibley, Lois Swales, Kathy Halton, Marianne Pelletier, Louise Henrie, Angelika St. Laurent, Jean Currie, Sharon Gombas, Melody Narveaz, and Anna Murray-Bartels.

A big thank you to the workshop leaders Angelika St. Laurent, Mary White and Kristen Olson. And to the demonstrators Susanne Schwartz, Ruby Schnirman, and Losis Swales.

And finally, a great big thanks to all who attended and vended! Without all of you the day would not have been the success that it was.

And all of you made the task of coordinating quite easeful and enjoyable.
Thanks, Yvonne



February
2025



2025 Guild Retreat

It looks like we are just one person short to register at the Y at Watson for our Spinning Retreat. We had a few people drop out with the change in location, so if you've been wanting to come to the Retreat, now's your chance!

We need 15 people to secure our spot, and can take up to 20.

Here are the details:

The dates are March 6-9, Thursday through Sunday.

We'll have a potluck Thursday night. 3 meals will be served on Friday and Saturday, and brunch on Sunday.

We'll be in conference room C during the day.

The bedrooms are very much like hotel rooms, and there are bedrooms on the first floor for those who have trouble with stairs.

For those sharing a double room: \$285.50 per person for the weekend, food included.

For those who want their own room: \$450.50 per person for the weekend, food included.

Please email Anna Bartels and Kylie Spooner if you'd like to register. Thanks to those of you who have already let us know you'd like to join us. anna.murraybartels@icloud.com; kyliespooner1@gmail.com



Roc Day Photos

Thank you to everyone who sent in photos from Roc Day.

Attendees took part in the spinning circle, perused vendor stalls, enjoyed musical entertainment, attended workshops, and participated in the raffle.



Above (clockwise from top left): Mending workshop, "Sit on your distaff" workshop, mending workshop, and music by Six Mile Craic.



Above (clockwise from top left): Spinning circle, Eliza Brown' and her prize-winning hat, Dan Tracy Designs vendor table, raffle winner with hat

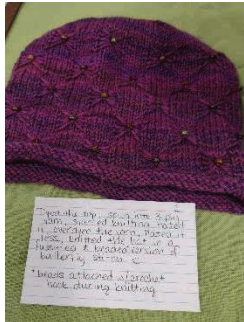
Right: Raffle and auction items





Roc Day Competition Results


From the seventeen spinners who accepted a fiber and bead kit for the competition, thirteen handed in a finished hat.



Melody Navarez



Beth Varieur




Jennifer



Louise Henry



Arija Restberg



Rachael Skye




Kristen Olson




Angelika St.Laurent




Susan Sarabasha



Eliza Brown



Ronda Porras



Raven Magill



Kay Stickane

The prize for most beautiful hat went to Susan Sarabasha. The prizes for most creative hat and best fiber art skills went to Eliza Brown. Many thanks to Jean Currie and Marianne Pelletier for judging the fiber art skills. Also, thanks to Sierra Coathup, Kay Stickane, and Raven Magill for guarding the competition table. Thanks to every participant for playing. I certainly had a lot of fun making my own hat. The cold weather we had of late made me appreciate an additional hat in my wardrobe quite a bit.

The leftover fiber will be used in an up-coming workshop on Core spinning, taught by Melody Navarez.



Kay Ross's Spinning Wheel

Amy Iles, the daughter of long-time guild member Kay Ross, gave her mother's spinning wheel to the guild. The plan is that this wheel should be given to a spinner, who doesn't own a wheel, yet, or is looking to up grade to a larger, faster wheel. At the moment, the wheel is in my, Angelika's, house. I have not yet gotten around to test it, but it looks pretty functional. Since the wheel is pretty big, I'm not too eager to bring it to the guild meeting, unless there is a spinner interested in adopting it. Please contact me at angelika@simonstl.com/ 607 793 4215.

Here is a photo:



LeClerc Loom Available

This LeClerc Loom is available. If interested, please contact Kent Hubbell and Sue Eshleman at 607-379-159



The loom can be disassembled as shown below.






Speedweve Darning Looms From Marilee Williams



Marilee Williams



Katrinkles

The Roc Day visible mending workshop was inspiring and helpful. I would like to share this website, Katrinkles, for fibery notions including darning looms as an alternative to traditional darning eggs. The heddles included with the sets make evenly spaced warp stitches a snap. I repaired a hole at the turn of the heel of the sock on the left with my little loom. I didn't want the darning to be visible so the color of the mending yarn is close to the sock color.

My next project will be needle felting some holes in a Laura Ashley lambswool vest. Thanks, ladies, for a great workshop!

This is a different style mending loom I found at a site where I have purchased shashiko patterns and threads: Snuggly Monkey. The loom is handmade by a small business in Ukraine and the seller is a Latina owned business in North Carolina. If I hadn't already purchased my loom I would consider this as it creates the shed for you. There is also a YouTube video demonstrating how to use it.

Katrinkles Darning & Mending Looms:

<https://katrinkles.com/products/darning-mending-loom>

Snuggly Monkey Speedweve-Style Mending Loom:

https://www.snugglymonkey.com/products/speedweve-style-small-mending-loom-10-hook?pr_prod_strat=jac&pr_rec_id=bbc3e176d&pr_rec_pid=4586059169903&pr_ref_pid=4618807050351&pr_seq=uniform



Snuggly Monkey



Guild Vendors

TRINITY FARM
Registered Shetland and Icelandic Sheep
handspun Yarns, Carbs Roving, Well-Skirted fleeces

Margaret G. Flowers Matthew W. Dietert
Aurora, NY 13026
www.trinityfarm.net
315-246-1178 mflowers@wells.edu

Sheepy Hollow

Wool + Yarn = Romance from an Ithaca Local Place of Roving Longest Shocks
Now at Citi Fiber's Pop-Up Shop
Instagram: @sheeplife
Facebook: sheeplife

Handmade Glass Whorls
Buttons, Pins & Beads
by Isinglass Design



glass whorls for
medieval & viking
inspired spindles

Beads, felted puppets and scarves now at Ithacamad www.glassbead.etsy.com
facebook.com/glassbeadstudio

**CHEMUNG VALLEY FIBER
ARTS GUILD**

Dedicated to Preserving & Teaching the Art of Handspinning and other Fiber Arts.
<http://chemungvalleyguild.wordpress.com/>

Lady Llama Fiber Co.
Fine Fiber Arts Products

Kelli Terwilliger
(716) 673-5050
ladyllamafiberco@gmail.com
Shop: www.ladyllamafiberco.etsy.com

Handpainted Yarn
Handspun Yarn
Spinning Fibers
Knitting Accessories
...and more

**UNDENIABLY
Loopy**

Award-Winning Design & Instruction

MARCIA WEINERT
knitting | handspinning | felting | crochet
585 872 4267 | undeniablyloopy@gmail.com | www.undeniablyloopy.com

**Felted
Flora**

Hand Knit & Felted Designs
by Renata Brenner
FeltedFlora@stryr.com
www.etsy.com/shop/FeltedFlora



Nistock Farms

"Cotswold is our specialty!"

Fleeces, roving, spinning batts, natural and dyed curls, yarn, knitting kits, silk, glitz fibers, Unicorn products, moth repellent oils, blending boards, digital skein winders, rug hooking and punching frames, Oxford and UltraPunch needles, foundation cloth, books..... And more!



We have an on-farm store! Phone to schedule a personal shopping appointment!

www.nistockfarms.com - 607-522-4374



February
2025



New Member's Form

Name _____

Address _____

Email (Print Neatly) _____

Phone # _____

This information will be shared with registered guild members. If you wish to remain anonymous, please let Louise Henrie know.

Please list your wheel(s) _____

Do you spindle spin? Yes or No (circle)

Do you Knit? Weave? Crochet? Dye? (Natural or Chemical?):

Would you be willing to share your skills with other members (ie: teach beginners, present a meeting topic, demo to the public, etc?)

If you raise fiber animals, please list them here _____

We need your help on committee(s). If you would like to volunteer, let our president, Angelika St. Laurent know.

Roc Day Programming

Newsletter

Membership

Website

Outreach

Treasurer

Our newsletter is distributed electronically. If this is a problem, please contact Ruby Schnirman (401)-486-7237 . Please fill this out and either bring it to a meeting, mail it with your check for \$25 to: Louise Henrie, 417 2nd Street, Ithaca, NY 14850, or send via Venmo to Black-Sheep-NY.