

December  
2017

ROVING

## Message from the President

Hi, All:

My calendar tells me that today is Saint Catherine's Day, who was the patron saint of spinners back in olden times. Now that I've retired I have less occasion to consult the calendar than I used to, and it's mostly our monthly guild meetings, and more recently the realization that it's time to sit down and write another of these messages, that pull me back into calendrical reality. And they always catch me by surprise. How can it possibly be almost December already??

Our November meeting, of course, featured a memorable presentation by Alena and Sasson on (literally) how to make a bed. Those of you who couldn't join us for that are being treated to a step-by-step report of this very interesting project elsewhere in this newsletter. The event was made all the more successful by the high level of audience interaction, and I came away from it, as I always do, in awe of the collective expertise and experience of our group. (It would be great if we could host more presentations of this type, so if you happen to know of other people who are doing something interesting in another lesser-known corner of our craft, please bring them to our attention.)

In my excitement about this presentation I neglected to make time during our meeting for show-and-tell. Sorry about that. To make up for it, we'll devote all the more time to sharing at the December meeting. Please bring your current project and/ or the most exciting one you've done over the course of the year to show off, model or pass around.

The December meeting is also the occasion for our holiday party. Guests, Christmas sweaters, no matter how garish, dishes-to-pass, no matter how calorie-laden, and all other festive trappings of the season are warmly welcomed. (Reindeer must be left outside.) If you wish to participate in the gift exchange, you should bring a fiber related gift--in the \$10 range--to put on the table.

See you soon,  
Wayne

December 2017

Next meeting is on December 9<sup>th</sup> from 11am-3pm, and we'll enjoy our

## Holiday Party and Gift Exchange.

President	<a href="#">Wayne Harbert</a>
Vice President	<a href="#">Sue Quick</a>
Secretary	<a href="#">Angelika St. Laurent</a>
Treasurer	<a href="#">Louise Henrie</a>
Newsletter	<a href="#">Angelika St. Laurent</a>
Workshops	<a href="#">Marjorie Inana</a>
Webmaster	<a href="#">Rosane Mordt</a>
Roc-Day	
Coordinator	<a href="#">Yvonne LaMontagne</a>

- P.1 President's Message**
- P.2 Minutes**
- P.3 Hat-Competition and Fiber Tasting**
- P.4 Roc Day workshops**
- P.5 Fiber Pop-Up**
- P.6 Mattress Intro**
- P.7 Membership Form**
- P.8 Ads.**

The Black Sheep meet from 11am - 3pm on the 2nd Saturday of each month at All Saints Church Parish Hall, Route 34B, in Lansing, NY. Exceptions are possible-see location changes in the latest newsletter!

## Guild News:

### Minutes from November 11th 2017

#### Holiday Party:

Traditionally, we celebrate our holiday party on the last meeting of the year. Bring some baked goodies to share, if you like. There will be a gift exchange. If you'd like to participate, bring a wrapped fiber related gift of about \$10 value.

#### Roc Day:

Yvonne reported on Roc-Day preparations: Eight of our vendors agreed to return. One hadn't answered yet. Still Meadow Finn-sheep will not return as a vendor, but Elizabeth plans to attend Roc Day as a non-vendor. It was decided not to try invite an alternative vendor, but rather leave the space open for demonstrations.

We need to let the congregation know, which rooms we'd like to use for workshops. The chakra and felting workshops were considered to likely benefitted by the by the quieter setting of a separate room. Other demonstrations will happen in the main room.

After some discussion about the hat competition, we decided to change the rules, in that that a hat submitted to the competition does not have to be a donation to the Chinese Auction. (see competition rules on page 3) We did not yet decide on the prize for the winner.

Lynn mentioned that she had already plenty of hats for the Chinese Auction and would love a few scarves.

Lois offered to donate one of her wheels, likely a great wheel, to the guild to be used for fundraising at Roc Day.

#### Workshop:

Majorie Inana raised the question of topics for a future weekend workshop, likely to happen in 2019. Previously, it had been sometimes difficult to get enough people to participate to recuperate the workshop costs.

Generally, there was a feeling that a workshop incorporating the use to the spun fiber would be helpful. While workshop dedicated to spinning very fine yarns and knitting lace in the Orenburg tradition seemed for some people to specialized, it was to have the next workshop to be combination of spinning and knitting.

A couple of years ago, Jean Currie had participated in knitting workshop with a local teacher, where she had learned a lot, despite being an accomplished knitter already. It was decided to try and contact the teacher, either for a presentation or a workshop.

## Fiber News

#### Upcoming BSHG Meetings:

**December 9<sup>th</sup>**, 11am-3pm

Holiday Party

**January 13<sup>th</sup>**, Roc Day 10am-4pm

#### Fiber Events and Craft Fairs:

##### LocalFiber Pop-Up Shop

Friday, December 1<sup>st</sup>, - Saturday, December 23<sup>rd</sup>.

SewGreen Ithaca, 112 N. Cayuga St, Ithaca NY 14850

[LocalFiberFacebook](#)

For more information see page 5

##### Lansing Artisan Fair

Friday, December 1<sup>st</sup>, 3pm-6pm and Saturday, December 2<sup>nd</sup>, 10am-5pm

Lansing Library, 27 Auburn Road (34B), Lansing NY, 14850

[LansingArtisanFairFacebook](#)

##### Community Hanukkah Festival

Sunday, December 10<sup>th</sup>, 9am-3pm

Temple Beth El, 402 N Tioga Street, Ithaca NY, 14850

[Ithaca Area United Jewish Community](#)

## **Roc Day Competition:**

### **Show What Hand Spun Yarn Can Do in a Hat**

Use any technique for a hand made hat that uses 100% of your own hand spun yarn and of your own making. That means the hat can be knit, naalbinding, woven, crocheted, knit/fulled, etc. The hand spun can be any fiber(s), plies, or colors. Only hand spun yarn, no beads, no ribbons, no feathers, no shells, sticks or stones, etc.

If you want to enter more than one hat in the competition, they must be different techniques or patterns. For example with 2 knit hats, 1 Fair Isle/1 cabled. Or 3 hats, 1 knit/1 crocheted/1 woven. Or 3 hats, 1 intarsia knit/ 1 rib knit/ 1 woven. Or 4 hats, 1 knit/fulled/ 1 brioche knit,/1 lace knit/ 1 crocheted.

A small sample (12 inches or so) of the hand spun yarn used should accompany the hat. The hats need to be turned in at the competition table by 11 AM in order to be up in time for them to be numbered and displayed and time for people to vote on them. Hats will be judged by the public as each person entering will receive a voting ballot to be deposited in a large container labeled Vote for Your Favorite Hat. The prizes will be announced at 1:30 PM just before the auction. There will be first, second and third prizes.

Hat entries may be donated to the Chinese Auction, however this is not mandatory. You can take your prize winning creation back home with you, if you like.

**We can discuss prizes at next guild meeting.**

### **Fiber Samples Wanted for the Fiber Tasting Table and Fiber Quiz**

For our fiber tasting table/fiber quiz we need samples. If you happen to have some unusual fiber sitting around in your stash, please, consider donating a sample to our fiber tasting table. Angelika will be happy to collect the fiber samples at the December meeting.

The fiber tasting table is supposed to give people in the spinning circle the chance to try out a new kind of fiber. It is also meant for new spinners to have some fiber and spindles available to try out the craft.

The fiber quiz is related, mostly meant to feel fiber and guess their origin. There will be a price drawn at the end of the day, for one person who matched all the fibers and origins correctly.

## **Roc Day Workshops and Demonstrations:**

We have planned two workshops and several presentations for Roc Day:

### **Workshops:**

Charkha spinning (Kathy, Tammy, Lois, Glenna)

Felting (Laurie)

### **Demonstrations:**

Marjorie Inana

Kumihimo

José Buenaventura

Traditional Spinning, Dyeing and Weaving from Oaxaca,  
Mexico

Sue Quick

Flax Spinning

Kathy Halton

Spinning Cotton

Lois Swales

Sock Knitting Machine

Wayne Harbert

Pendulum Wheel, Double Flyer Wheel

**A Fiber Tasting Table (Angelika)**

## LocalFiber Pop-Up Shop



LocalFiber from farmer to maker, an Ithaca based company, launched by Dana Havas and Victoria Hantout, was born out of concern for infrastructure issues that small flock fiber farmers face, particularly in the north east where fiber farmers raise a variety of breeds of fiber producing animals. A major component in the sheep to shawl chain is consumer education and marketing opportunities for these farmers. The LocalFiber pop-up, being sponsored by SewGreen Ithaca, hopes to start addressing the farmer to maker chain.

The pop-up shop will be selling yarn and other fiber-y goods produced by 9 Finger Lakes fiber farmers including:

Windsong Farm, Burdett NY raising Wendesdale & other long wool sheep

Wolfree Farm, Burdett NY raising Icelandic sheep

Laughing Goat Fiber Farm, Ithaca, NY raising Angora and Cashmere goats as well as sheep and alpaca

Shepherds Creek Alpaca Farm, Trumansburg NY raising Alpacas

Forget-Me-Not Farm, Candor NY raising Jacob sheep

West Creek Family Farm, Newark Valley NY raising Finnsheep, Angora goats and Angora rabbits

Orchard View Lincolns, Bergen NY, raising Lincoln Longwool Sheep

Trinity Farm, Aurora NY raising Icelandic and Shetland sheep

Ironwood Hill Farm raising Finnsheep.

The pop-up will run from Dec. 1st to Dec. 23rd at SewGreen Ithaca, 112 N. Cayuga St, Ithaca NY, and will be open 6 days a week: Tuesday – Friday 4-6, Saturdays 11-6, and Sundays 12–5. Besides selling fiber-y goods, a variety of demonstrations and talks are also planned:

Day	Time	Demo
Friday December 1st	4 - 8 pm	LocalFiber Pop-up Launch Party
Saturday December 2nd	12 - 3pm	Needle felting demonstration with Linda Schwab
	3 - 4 pm	From Fleece to Yarn: a presentation by Sharon Gombas
Sunday December 3rd	12 - 1 pm	Engaged Learning with New York Farm-to-Fashion by Helen Trejo
Saturday December 9th	12 - 3 pm	Drop spindle demonstration with Rosane Mordt
	3 - 4 pm	Alpaca's and their Fiber: a presentation by Barb Sodums
Saturday December 16th	12 - 3 pm	Table loom weaving demonstration with Sarah Gotowka
	3 - 4 pm	The Campaign for Wool: a presentation by Helen Griffiths

To keep up with the LocalFiber campaign and the LocalFiber pop-up shop like the [LocalFiber Facebook page](#) and follow our [Instagram page @localfiber.ny](#).

## Wool Mattress Making


in the style of Azerbaijan

Presented to the BSHG by

Alena Hutchinson and Sasson Rafailon



When he was a very little boy, Sasson remembers his grandmother emptying all the wool out of their mattresses and fluffing it up before putting it back. Not only did he sleep on a wool mattress, in the winter he slept covered with a heavy wool blanket. In fact it was the best blanket he'd ever had. That wool blanket pinned him down in the morning and made him want to stay in bed. He knew that every few years, you had to remove the mattress wool, fluff it up to put the air back into it, and stuff it back in.



Alena had heard about these wonderful, healthy European/American wool mattresses and wanted one. The European/American mattresses were very 'spendy'. She was happy to discover the practical Azerbaijan method from Sasson and decided to make one as a school project while she studied Mechanical Engineering at Cornell. Sasson, studying Architecture at Cornell, decided not only to help, but to build the supporting wood frame as well.

Further searching on the internet using the term for döşək (wool mattress) - and yorğan – (wool blanket) is fruitful. For websites in foreign languages, google translate can be helpful. A search for wool mattress and wool pillow can also be informative.

Below you will find the full article Alena so generously shared with us in a second file send out with this newsletter.

Submitted by Lois Swales



## Membership Form

*Please type or print*

Date: \_\_\_\_\_

### DUES Record:

2017	2020
2018	2021
2019	2022

Name \_\_\_\_\_

Address: \_\_\_\_\_

\_\_\_\_\_

\_\_\_\_\_

Preferred email: PRINT NEATLY \_\_\_\_\_

Phone # \_\_\_\_\_

This information will be shared with registered guild members. If you wish to remain anonymous, please let Louise Henrie know.

Please list your wheel(s) \_\_\_\_\_

Do you spindle spin? Yes or No (circle)

Do you Knit? Weave? Crochet? Dye? (Natural or Chemical?):

Would you be willing to share your skills with other members (ie: teach beginners, present a meeting topic, demo to the public, etc?)

If you raise fiber animals, please list them here \_\_\_\_\_

We need your help on committee(s). If you would like to volunteer, let our president, Wayne Harbert, know!!!

Roc Day

Programming

Newsletter

Membership

Website

Outreach

Treasurer

Our newsletter is distributed electronically. If this is a problem, please contact Angelika St.Laurent. Please fill this out and either bring it to a meeting or mail it with your check for \$20 to: Louise Henrie, 417 2nd Street, Ithaca, NY 14850



## Handmade Glass Whorls Buttons, Pins & Beads by Isinglass Design



glass whorls for  
medieval & viking  
inspired spindles

Beads, felted puppets and scarves now at Ithacemade  
www.glassbead.etsy.com  
facebook.com/glassbeadstudio



## spinning Bunny

Hand Dyed Fiber & Yarn  
Hand Crafted Spindles & Stools  
Patterns, Kits, Accessories  
[www.spinningbunny.com](http://www.spinningbunny.com)  
[www.etsy.com/shop/spinningbunny](http://www.etsy.com/shop/spinningbunny)  
607-227-1216  
311B Tupper Rd, W. Danby, NY 14883

### TRINITY FARM

Registered Shetland and Icelandic Sheep  
hand-spun Yarns, Carded Roving, Well-Skirted fleece

Margaret G. Flowers    Matthew W. Dietert  
Aurora, NY 13026  
[www.trinityfarm.net](http://www.trinityfarm.net)  
315-246-1178    mflowers@wells.edu

### Jim's Woodworks

Wheels & Spindles  
Skeinwinders  
Orifice Hooks  
Folding Spinning Stools  
Yarn Measurers  
Wheel Repairs

607/564-7178 or 607/227-1346  
<http://www.spinningbunny.com>





### Lady Llama Fiber Co.

Fine Fiber Arts Products

Kelli Terwilliger  
(716) 673-5050  
[ladyllamafiberco@gmail.com](mailto:ladyllamafiberco@gmail.com)  
Shop: [www.ladyllamafiberco.etsy.com](http://www.ladyllamafiberco.etsy.com)

Handpainted Yarn  
Handspun Yarn  
Spinning Fibers  
Knitting Accessories  
...and more

## UNDENIABLY Loopy

Award-Winning Design & Instruction


MARCIA WEINERT  
knitting | handspinning | felting | crochet  
585 872 4267 | [undeniablyloopy@gmail.com](mailto:undeniablyloopy@gmail.com) | [www.undeniablyloopy.com](http://www.undeniablyloopy.com)

## Felted Flora






Hand Knit & Felted Designs  
by Renata Brenner  
[FeltedFlora@stny.rr.com](mailto:FeltedFlora@stny.rr.com)  
[www.etsy.com/shop/FeltedFlora](http://www.etsy.com/shop/FeltedFlora)

### To place an ad

The cost for ads is \$5.00 per month for non-members. Current members may submit one business-card sized classified ad per month for free. Send a check made out to BSHG to our treasurer, Louise Henrie, 417 2nd Street, Ithaca, NY 14850. Send the ad in digital form to the newsletter editor, [angelika@simonstl.com](mailto:angelika@simonstl.com). Black & white business cards are published free for current members.



### CHEMUNG VALLEY FIBER ARTS GUILD



Dedicated to Preserving & Teaching the Art  
of Handspinning and other Fiber Arts.  
<http://chemungvalleyguild.wordpress.com/>