



## A Message from the President

Greetings! If you have never had the pleasure of visiting the Finger Lakes Woolen Mill, you are in for a treat. Jay and Sarah have invited us for a tour of their mill on the 14th of June, as part of our guild meeting. We will meet at my house in Lansing at 11. Those wishing to tour the mill will leave from here at around 12:45 (approximately 7 mile drive from here), and those wishing to continue spinning and visiting will stay behind. Bring any fleece that you would like to leave with them for processing. See their web site for details. Those of us who have had wool processed there recommend them. All are welcome to come back for more spinning.

Directions: If you can find your way to All Saints, you are almost to my house --just 1.8 miles to go. As you come down the hill on 34B, instead of turning left to go to the church, take a right onto Ludlowville Road--different names but same crossroad. Ludlowville Road is a bit twisty, but shortly you will come to a stop sign at the bottom of Brickyard Road. Continue straight on, across a steel-deck bridge, to another stop sign. The Ludlowville park is ahead of you at this T. Take a left and after two houses a right, onto Salmon Creek Road. I am at 177. Thanks to Alison there are new numbers on the mailbox. You may park in the driveway, on the adjacent lawn, in front of the greenhouse but please do not block the vet truck. Questions? Call me at 607-280-8726, or email.

I look forward to seeing you! —Sharon

## Free fleece!

A friend of Lynne's is giving us fleece: 5 pure cheviots and 1 half Cheviot/Shetland. All of the coats are in good condition (no burs) so would be real nice wool. Pure white. Lynne will bring them to the June meeting, and they will be given away on a first-come-first served basis.

**June 14**

## A field trip to the Finger Lakes Woolen Mill! See the *Message from the President* for instructions.

President [Sharon Gombas](#)  
 Vice President [Sue Quick](#)  
 Secretary [Lynne Anguish](#)  
 Treasurer [Vickie Marsted](#)  
 Newsletter [Wayne Harbert](#)  
 Membership [Marjorie Inana](#)  
 Programming [Audrey Lowes](#)  
 & [Marjorie Inana](#)  
 Web Mistress [Teresa Porri](#)  
 Roc Day [Teresa Porri](#)

### P.2 FIBERY EVENTS, THIS MONTH, MAY MINUTES

### P. 3. PREPARING FOR A FIBER FESTIVAL

### P. 6. PICTURE GALLERY

### P.7 BETH SMITH WORKSHOP

### PP.8-9 ADS

The Black Sheep meet from 11am - 3pm on the 2nd Saturday of each month at All Saints Church Parish Hall, Route 34B, in Lansing, NY.

## Coming Up THIS MONTH

Walking Wheel Farm is hosting a **"DE-STASHING" DAY** on June 7th (Saturday) from 9 AM to 5 PM --- rain day June 8th (Sunday)-- second rain day June 28th (Saturday). 1043 Breesport Road (Rt 223) Erin, NY 14838, between Horseheads and Spencer 5.0 miles East from Junction of Rt 13 and Rt 223) this sale includes: Yarn Balls, Cones, Skeins, Spinning Wheels, Looms, Spool racks, Warping Boards, Books, etc. There will be a Great Wheel set up in the yard to mark the place.  
[www.walkingwheelfarm.com](http://www.walkingwheelfarm.com)

June 14 & 15, 2014 - **CNY Fiber Festival**, Butternut Hill Campground, Rte 20, Bouckville, NY. If you would like to share transportation or hotel please let Lenore McGarry know, 607-591-7988. <http://www.cnyfiber.org>

JUNE 28-29 **Ithaca Celtic Festival**, Stewart Park, is looking for spinners. Contact Wayne. [www.ithacacelticfestival.com](http://www.ithacacelticfestival.com)

## The July meeting will be our "Return to the Fold" meeting

At the July meeting (July 12) at the Parish Hall, former/ early members of the Guild are being invited to "return to the fold" and spin with us. If you know any of them, please encourage them to join us.

## Minutes of the May meeting

There were 19 members present. Next month's meeting will be a field trip. Marie was giving way walking irises. Alison showed off a shawl made from alpaca in a citron pattern—a gift for her Mom. Tammy was spinning cotton on Ruth's charka, and modeling flip-flop socks. Katie was spinning on a spindle. Susan Sheliff showed us a shawl she had woven. Marjorie announced that there were still a few more spaces for the Beth Smith workshop. Mary showed us socks knit from handspun. Laurie was spinning on spindles made by Lois, and equipped with Laurie's ornamental glass whorls. She is interested in starting a once a month juried craft show at the Triphammer Farmers' Market. Rosane showed us a shawl that she want's to take apart because the colors don't work, but Renata suggested over-dyeing it all with indigo. Carol was working on a vest with Shaffer yarn. Kathy H. showed off a sweater with steeks in it. Bill had rainbow scarves he had made on knitting boards. Louise, declaring herself a newbie, still in the excitable stage, has been having great fun with the drum carder she bought at the sale. Renata brought in a bunch of her felt hats for use to admire. Audrey reported that all of the hats for Headstart had been completed, and that the mittens were now being worked on. Audrey concluded the meeting with a very informative presentation on getting ready for fiber festivals.

## Fibery Events

For THIS MONTH'S  
EVENTS,  
look here!

July 28-Aug 3 Madison, WI. Biannual event. Discounts if booking by May.

[midwestfeltingsymposium.com](http://midwestfeltingsymposium.com)

Sept. 6 & 7. Penn. Endless Mountains Fiber Festival, Harford Fairgrounds.  
[www.pafiberfestival.com](http://www.pafiberfestival.com)

Sept. 27 & 28. Alpaca farm days at Cabin View Alpacas. Spinners invited to sell goods and to demonstrate fiber arts. No cost. Table etc. will be provided. Contact Robin M. Houseworth, [robinmhouseworth@gmail.com](mailto:robinmhouseworth@gmail.com)

Oct. 11 & 12, 2014 - Little York Fall Fiber Arts Festival, Little York Pavilion, Preble, NY  
[www.cortlandrep.org](http://www.cortlandrep.org)

BETH SMITH BREED STUDY WORKSHOP

Nov 1 & 2

Details p. 7

## Planning for a Fiber Festival —Audrey L

This guide is set up for those planning their next trip to a festival. Most of these hints are super simple and seem hard to forget, but in the excitement of going to a fiber festival - they sometimes are overlooked.

If you are planning an out-of-town trip (overnight or overnights) remember the following:

### Accommodations

Most hotels only book starting in January for the upcoming year. For large festivals like the Maryland Sheep and Wool Festival, the Oregon Black Sheep Gathering, Tuscon Sheep and Wool Festival, the New York State Sheep and Wool Festival, it is wise to plan your accommodations early.

Hotels compete for their market share so don't be afraid to ask for discounts through: Frequent stay discounts, AARP, AAA or maybe even a senior discount. Be on the lookout for savings. Often you will see them listed on-line at your hotel-of-choice's website. Some credit cards also provide discount advantages.

Finding someone who would like to travel with you and share a room will give you large savings—maybe enough for more fiber.

Most hotels/motels provide a free breakfast—so be sure to take advantage, especially proteins and foods that will give you energy for the day ahead. Also check the front desk for give-away cookies, treats, or sandwiches—they might come in handy and save you from long lines.

If your hotel provides a morning paper be sure to take a peek—often there are other events happening in the area that you might also enjoy later in the day. If you have enough energy.

Ask your hotel clerk for advice on places to eat that the local folks enjoy. For example, Captain Abe's Table in Frederick, Maryland, has fabulous seafood and a great homey atmosphere.

### Clothing

1. Comfortable shoes—and maybe even a change of shoes in case your feet become sore - are a must.
2. Watch the weather map from your hotel room and plan your clothing choices carefully. Umbrellas can be dangerous in a crowd, try and find a weatherproof hat.
3. Keep space in your bag for a sweater, windbreaker or lighter shirt and extra socks.
4. While it is especially nice to dress in your favorite knitted item, be sure it is weather appropriate. No sense wearing a beautiful Aran knit in 90 degree weather. The same goes for an airy lace shawl in 30 degree temps.
5. Feeling and touching is part of the fun of wearing something special that you have created. Don't recoil from fellow fiber artists wanting to touch your garment or ask questions on how you prepared your fiber. It's all part of the adventure of being at the festival.

### Negotiating the Fairgrounds

1. Make note of the First Aid station, Handicap entrance, or facilities allocated to the handicapped (particularly parking). If you have a handicap parking permit, have it handy. Should you suddenly need to recharge your mobility equipment this will be a vital piece of information. If you, or someone with you, need first aid, you will be glad you took the few extra minutes to learn its location.
2. For larger festivals and many of the smaller ones, you can request a festival guide weeks before you go. Others usually have a printout at the gate. This will help you plan your path around the grounds.

3. Note the restrooms. If you have a shy bladder, then you might prefer the on-site permanent toilets (which are more used). Quite often the portable toilets are faster to get to and have less waiting. Carry tissue for toilet shortages—just in case. Plan ahead—long lines do happen. If you get into a desperate situation, designate a lookout and use the men's room. There just aren't that many men at a fiber festival.
4. Stay hydrated! Heat or excessive cold require responsible precautions.
5. Look for your favorite fiber concessions and plan your route to see them early, before the crowd grows too big to get close.
6. Terrain: if the festival has sloping landscape you should plan your energy accordingly. While you are fresh and rested start at the lowest areas and work to the higher ones, and the ones closest to your car last.

## **Money**

1. If you are carrying cash, keep your money in two places.
2. Plan how much you expect to spend and stick with it. You can also plan an excitement factor (a certain percentage) for something that truly “rings your chimes.”
3. Crowds are the perfect places to lose track of your spending, and now thieves don't have to touch you to take advantage of your credit card information. New wallets and credit card sleeves prevent this kind of theft. It is wise to invest in a few sleeves—they are not expensive and could save you countless hours of trying to deal with credit card fraud.
4. Your wallet should be as secure as possible. Make sure it is zipped or buttoned safely away and always put it back exactly where you took it from. Set aside a space for your receipts too. That way you can track expenses later—or have all the information you need to stay in touch with a favorite new vendor.
5. Go through your purse before the trip. Make sure you take out anything that doesn't pertain to the trip and only adds extra weight. Traveling light is imperative. Do keep allergy, pain, and daily meds of course. But seriously, after a while everything seems heavy.
6. Plan how you and your fellow travelers will split expenses before you leave for the festival.
7. Remember, you don't have to purchase everything at just one festival—there are others.

## **Your Car**

### **1. The Usual**

Make sure the car has gas, tires inflated properly, topped off window washer, current inspection and registration and remove any items taking up valuable space not related to the trip. Have sunglasses and make sure your windows are clean. Dirty windows are an often overlooked hazard in traffic.

2. A small cooler can save lots of money if you take snacks, healthy foods and drinks. They prove especially nice when you take a “load” back to the car.
3. If you plan to split up your group, you could give an extra set of keys to someone you know will be returning to the car to “unload” more often.
4. Where you park. You “think” you will remember where you parked your car—but after the festival gets underway it can become more and more difficult because of the enormous amount of cars. Do note row numbers and geographical markers (like the big oak two rows away on the left).
5. If someone in your group plans to purchase a large item—plan ahead so they will have space for it.
6. Keep your cool. Leaving congested and slow moving areas such as the parking lot can try anyone's patience. The New York State Sheep and Wool Festival is notable for having terrible traffic congestion moving out onto a simple two lane highway. This stress factor brings out the not-so-nice side of some drivers—make sure it is not happening in your group. Enjoy every part of it and share your new gotten “prizes” with your fellow travelers as you are waiting. Or dip into that cooler! Patience is a virtue.

7. Have your cell phone charged and a your cable to charge from the car available. Or a separate recharge unit.
8. Directions. Who has the directions? An atlas, cell phone, tablet or trusted traveler are excellent resources. Make sure you are ready before you leave. If you get lost, don't be too proud to ask for directions.

### **Shopping Habits**

1. If you are at a large festival, don't expect you will remember where you saw that special fiber you thought you could go back later and get. And don't expect it will be waiting for you.

If you see it, if you like it, buy it then and there!

2. Make a list! Figure out before you go what you need. For example: Size, length, composition and color of knitting needles; buttons (in which case take some fiber to match it with); what new knitting book you've been wanting to get; or that blue dye you've needed since last fall. Remember to take and look at the list. Of course, there are lots more things you didn't plan on, that's part of the fun.. But don't come back and suddenly remember you had wanted to find buttons.
3. Take with you a lightweight bag (or two, or more) to carry your new “treasures”. Make sure it isn't so bulky that you are going to knock fellow shoppers down. Some people prefer over-the-shoulder bags—to keep hands free for shopping. Also be mindful that a few bags are better than one very heavy one pulling on your fingers.
4. If you find an exceptionally busy concession keep in mind that time spent is as important as the amount of money. Is the product you want available elsewhere that is not so busy? Or is it a “gotta have”? If it is, alert your fellow travelers where you will be and wait for that treasure. Things of quality have no fear of time.
5. Fiber festival souvenirs are always fun to have. Some festivals are set up to meet your shopping needs quickly, while others offer vast choices and long time-consuming waits. Plan your time wisely.
6. Watch out for strollers and carriages. Sometimes they seem like “holes” in the crowd until you get closer and realize what they are. You certainly don't want to end up tripping on someone's child or have your heels run up by a distracted parent.
7. Sometimes your best buys are in discontinued yarns or small lots of fiber on sale. If you have a project in mind, they can prove to be excellent opportunities.
8. Consider purchasing something outside your comfort zone. Sometimes at these events we find a fiber or yarn that seems to “call to us” and might prove to be a fun project. Don't spend the earth, but do enjoy occasionally venturing away from what you would usually purchase. It could turn out to be a rewarding adventure.

### **Enjoy the Trip**

1. As they say, half the fun is in getting there! Enjoy the sights along the way. If you have traveled this route before, point out the places of interest, or the seasonal plants, or unusual architecture, or the animals.
2. Take some small project with you; busy hands are happy hands.
3. Is there a particular restaurant along the way that you like to stop at?
4. Plan for rest stops.
5. If you are tired driving, ask someone else to take over for a while. If you are by yourself, pull over and have a treat from the cooler or stop for coffee. Don't try to “tough it out”.
6. Have money for tolls set up by the driver.



## Picture Gallery




Renata with some of the hats she's been felting. The flowers are inspired by the book *Noni Flowers*, by Nora J. Bellows.



Ever the inventor, Tammy, who bought Ruth's charka at last month's sale has gotten into cotton spinning in a big way, to the extent of inventing a bobbin winder which can wind threads from three spindles simultaneously, for convenient plying back onto the charka. Tammy also modeled some of the flip-flop socks she's been knitting.

## Flax Patch Facts

I dare you to try saying that five times fast! My flax patch a month after planting is, well, patchy. It failed to sprout in some places, and I've reseeded in the hopes of filling them in. The stuff that has sprouted is six inches tall by now, and very handsome. Among the weeds I have to contend with in the patch this year are Hopi Red Dye Amaranth. Red Dye Amaranth is a truly beautiful plant, but the voice of experience says: "If you plant it, make sure you harvest it before it goes to seed. Otherwise, you will have a chronic invasive species problem on your hands." At least the bright crimson color of the sprouts makes them easy to spot. The voice of experience also wishes to report that Japanese Indigo does much better if you start it inside in April and transplant it after the frost than if you plant it directly outside. —Wayne



Susan modeling a shawl she wove on an 8-shaft loom

## **BREED STUDY WORKSHOP**

### **WITH BETH SMITH**

Beth Smith is so obsessed with fiber that she has fleece in every room of her house, including her bathroom. She teaches the whys and how-tos of preparing and spinning as many breeds as a spinner can in her classes taught all over the world and in articles written for Spin Off, Knittyspin and Entangled magazines. She also writes for Ply Magazine and serves as a member of the editorial advisory board. She is the previous owner of the world famous online shop, The Spinning Loft, renowned for its selection of raw wool, including rare breeds of sheep, available by the ounce (or more) for studying, sampling or just stashing. Her book, *The Spinner's Book of Fleece: A Breed-by-Breed Guide to Choosing and Spinning*, will be available in July 2014.

**WORKSHOP:** The workshop will demystify the what, why, and how of sheep breeds. We will spin 18 different breeds of sheep over 2 days. We will review the sheep breeds and their categories. We will wash raw wool to maintain lock structure in both small batches as well as washing lock by lock. We will try a variety of hand processing tools and learn what methods work best for particular breeds. We will spin using different techniques to create yarns for specific types of knitting.

**EQUIPMENT TO BRING:** Spinning wheel in good working order, pen, one empty bobbin, small plastic bags and paper for notes and labeling. If you have hand cards, a flicker and or hand held combs please bring. If you don't have them, some will be available for you to use .

**WHEN:** Saturday, Nov. 1 and Sunday Nov. 2

**WHERE:** Country Inn and Suites, route 281, Cortland, New York

**WORKSHOP TIME:** 9 am to noon and 1pm to 4pm each day

**COST:** Guild Members \$55 for two days.                      Non Guild individuals \$125

**NOTE:** A \$60 MATERIAL FEE IS DUE TO THE INSTRUCTOR AT THE TIME OF THE WORKSHOP

---

SING ME UP FOR THE BETH SMITH WORKSHOP

NAME \_\_\_\_\_

PHONE \_\_\_\_\_

ADDRESS \_\_\_\_\_

Send your check to Marjorie Inana 41 W. Court St. Cortland, New York 13045 and make check out to Black Sheep Handspinners.

## Yarn Culture™ NEW YORK

Open for retail beginning October 30, 2013

Hours: W - Sa 12p -6p

Open every day online at [www.yarnculture.com](http://www.yarnculture.com)

Guild members get 10% off for in-store purchases.

Find us at 1367 Fairport Rd. , Suite 885; Fairport, NY  
(behind the AMF Fairview Lanes in the Fairport Office Park)  
585.678.4894

Convert your Baynes hook flyer to a  
**SLIDING PINCH HOOK FLYER** for  
\$32.00 including rebalancing. See Jim  
Johnson at a meeting or call 607-564-7178  
or email [hilltoppaddles@earthlink.net](mailto:hilltoppaddles@earthlink.net).

Weaving loom for sale. Made in Sweden.  
39" tall, 30" wide, 33"  
long. Easily  
disassembled for  
transport. \$100



Contact Bunny  
DeMember  
1113 Glenwood Heights  
Road Ithaca, NY 14850  
Cell Phone  
#[607-738-6405](tel:607-738-6405)

**FOR SALE:** 1810 Great Wheel purchased  
from Bill Ralph. Miner's head, spins  
beautifully. For further info and/or to  
give it a spin, please contact  
[shelly@chezmyers.com](mailto:shelly@chezmyers.com)

For sale from my own happy sheep  
and rabbits in Trumansburg: Navajo-  
Churro roving in a variety of natural  
colors

Angora rabbit wool in white  
Contact Sharon Berger  
@607-592-4649 or  
[saberger@twcny.rr.com](mailto:saberger@twcny.rr.com)



**Hand Dyed Fibers & Yarns**  
**Kits, Patterns, Needles**  
**Baynes & Jim's Wheels**  
**Jim's Spindles**

[www.SpinningBunny.com](http://www.SpinningBunny.com)  
607-564-7178  
[susan@spinningbunny.com](mailto:susan@spinningbunny.com)  
311B Tupper Road  
West Danby, NY  
Sat/Sun 11-3 or by appt.

### Spinning Great Wheels

- hand crafted solid oak

R Collins  
197 Walsh Rd  
Wellsburg, NY 14894  
607-733-9880




### *To place an ad*


The cost for ads is \$5.00 per month for non-members.

Current members may submit one business-card sized  
classified ad per month for free. Send a check made out to  
BSHG to our treasurer, Vickie Marsted, 29 Lincoln Ave,  
Cortland, NY 13045. Send the ad in digital form to the  
newsletter editor,  
[newsletter@blacksheephandspinnersguild.com](mailto:newsletter@blacksheephandspinnersguild.com). Black &  
white business cards are published free for current  
members.





**CHEMUNG VALLEY FIBER  
ARTS GUILD**



Dedicated to Preserving & Teaching the Art  
of Handspinning and other Fiber Arts.

<http://chemungvalleyguild.wordpress.com/>

*Spinning Bunny*


Hand Dyed Fiber & Yarn  
Hand Spun Yarn, Patterns  
Baynes Spinning Wheels, Spindles  
Needles, Kits, Accessories

[www.spinningbunny.com](http://www.spinningbunny.com)  
607-564-7178, toll free # 1-866-504-7236  
[susan@spinningbunny.com](mailto:susan@spinningbunny.com)  
<http://asthebunnyspins.blogspot.com>  
311B Tupper Rd. W. Danby, NY

*Coasters to Coverlets*  
WILLIAM E. BARTLETT

---

152 HART ROAD  
DRYDEN, NY 13053-9524  
Phone: 607-844-8042  
[Wmbartlett@aol.com](mailto:Wmbartlett@aol.com)  
[Wmbartlett@frontier.com](mailto:Wmbartlett@frontier.com)




TRINITY FARM  
Registered Shetland and Icelandic Sheep  
Handspun Yarns, Carded Roving, Well-Skirted Fleece

---

Margaret G. Flowers      Matthew W. Dietert  
Aurora, NY 13026  
[www.trinityfarm.net](http://www.trinityfarm.net)  
315-246-1178      [mflowers@wells.edu](mailto:mflowers@wells.edu)

**Jim's Woodworks**  
Wheels & Spindles  
Skeinwinders  
Orifice Hooks  
Folding Spinning Stools  
Yarn Measurers  
Wheel Repairs



607/564-7178 or 607/227-1346  
<http://www.spinningbunny.com>

Stillmeadow            E. Kinne  
Finnsheep      since 1994      Pottery

Elizabeth H. Kinne Gossner  
5883 Randall Hill Road, DeRugter, NY 13052  
Ph: 315.852.3344      [www.stillmeadowfinnsheep.com](http://www.stillmeadowfinnsheep.com)



*Lady Llama Fiber Co.*  
Fine Fiber Arts Products

Kelli Terwilliger  
(716) 673-5050  
[ladyllamafiberco@gmail.com](mailto:ladyllamafiberco@gmail.com)  
Shop: [www.ladyllamafiberco.etsy.com](http://www.ladyllamafiberco.etsy.com)

Handpainted Yarn  
Handspun Yarn  
Spinning Fibers  
Knitting Accessories  
...and more

yarn farm  
Shannon Berndt

607-279-7148  
PO Box 4123  
Ithaca, NY, 14852  
<http://theyarnfarm.com/>  
<https://www.facebook.com/shannonsyarnfarm>  
[shannonsyarnfarm@gmail.com](mailto:shannonsyarnfarm@gmail.com)

**Alpaca Place LLC**  
2427 Richardson Hill Road Moravia, NY 13118  
Phone: 315-224-9827      Ask for Gerry or Dawn  
Email: [info@alpacaplace.ny.com](mailto:info@alpacaplace.ny.com)  
Stop and Visit In Person or on the Web  
[www.alpacaplace.ny.com](http://www.alpacaplace.ny.com)

