



BLACK SHEEP HANDSPINNERS GUILD NEWSLETTER

Number 99 - May 1987


Editor: Deb Serviente  
63 Neimi Rd  
Freeville, NY 13068  
607/347-6631

UPCOMING MEETINGS

May 9, Noon.....Color Perception. Slide show and talk on color - how it is perceived, what it is, how different illuminants affect what is seen, and how color is affected by its surroundings. AND Afghan layout!! Do bring your afghan contributions to the meeting, or send it along with another member if you can't make the meeting. Should be a lot of fun.

June 6, Noon...Cotton. After the business meeting and show and tell, we'll be discussing the properties and intimacies of working with cotton. Bring your wheels!! Pat will be passing around cotton fibers to spin. So if you haven't had a previous opportunity to try this fiber, this is your chance.

July 11 \*  
\* These summer meetings are traditionally held at a member's home.  
\*  
August 8 \*  
\* More information as to where in the next newsletter.  
\*



SPINNER'S MARKET DAY

June 21 \* Sunday \*\* 11-4:30

??Have you signed up to volunteer yet??

NOTES ON MEMBERS\* EVENTS\* APRIL MEETING\*

Marianne Horchler gave the group an informative program last month. She discussed many of the new developments in the spinning industry--and some that she'd like to see happen. The new "woolie winder", a spool which is adaptable to many wheels and which allows the spinner to spin continuously without stopping to switch hooks, new books on the market, new magazines and some older, and interesting ones, new fibers such as linen in roving form--all this and more. Having been at the recent Conference, Marianne was able to tell us what is happening in the industry for wheels and other equipment, and she answered many questions about what is available.

Please note the following change of address and recently paid members for your

list: Jeanne Lawless  
154 N Sunset Drive  
Ithaca, NY 14850  
273-4831

Edith Cook  
2648 LaFayette Rd  
LaFayette, NY 13084  
315-677-9486

Gail Fulkerson  
Dawson Hill Rd  
Spencer, NY 14883  
589-4886

May 1987

Beginners Spinning Workshop is being planned for the Fall, probably Sept. Lots of ideas for a large workshop for this year were tossed around at the last meeting. Pat is working on some specifics right now!!

### SPINNERS' MARKET DAY\*\*\*notes from Kay

Spinners' Market Day is taking form, and it's exciting to plan all the aspects of what we would like to see happen on June 21!

You've received the announcement about the afghan project in the mail. Please plan to participate and get your swatch made up if you haven't already. Received the FIRST swatch from Edith Cook on April 15--thank you, Edith!! The May 9th meeting is the target date to get the all swatches in. Raffle sales can begin NOW (tickets attached, xerox more as you need them). We plan to display the finished afghan downtown beginning Memorial Day weekend. Kathy Halton is contacting Kay's Fabric as the possible site.

Pat Randorf is coordinating the guild resource table with Debbie Benzer and Deborah Miller. This year we would like to make a display of skeins and finished products by the guild, and would appreciate contributions to be used and then returned at the end of the day. Items should be collected by the June meeting so that Pat and the others in the group can do some planning, or at least contact them.

Also at the resource table, there will be an information board with the schedule of demonstrations for the day, as well as planned workshops and guild programs for the year. The table will be the central point for sign-ups for interested spinners, as well as a source of any possible handouts of local or area suppliers of fibers and supplies, instructors for the fiber arts, etc.

We are also using this event to bring old and new spinners together and to begin the gathering of material to start the guild book. An invitation is being extended to all spinners who may have clippings or photographs (or even stories or anecdotes) of the guild throughout its existence to bring them to put in the guild book. Within the year, I hope that a program can be put together where we invite all the members back and discuss the beginnings of the guild and its development. If you know or are in contact with spinners who are no longer members, please make a point of telling them about this project and invite them to Spinners Market Day. We will also make an attempt to send out a note or card to them.

The large pavilion will once again house the vendors. This year we are asking the vendors to prepare a short demonstration of their choice, which would then be scheduled and highlighted on the information board at the resource table. Livestock will also be at market day in limited numbers around the grounds.

The small pavilion will play host to the "Portable Feast", and possibly musical accompaniment (TINA??).

Kathy Halton is coordinating the beginners' corner this year, and would like to make up a display of the preparation and spinning of a fleece.

Anyone have a fleece to donate for the Beginner's Corner?? Contact Kathy.

273-0533.

May 1987

Joan Johnston is coordinating the efforts of her children's art class to make a large fabric banner announcing the event at 4-H Acres.

Jeanne Lawless has signed on as the guild photographer, as well as Jean Warholic. This year we hope to get some pictures, possibly for an article (a la Jean Warholic). And Jean Warholic is providing the annual indigo dyepot. Bring your skeins to be dyed, and if you have finished items that you had dyed in the past, bring those along to show off to Jean and others. Also, (bless you, Jean) Jean is doing the publicity.

Sounds GREAT, doesn't it? Don't think it's all set and there's no room for you to help. We need all the volunteers we can get to make the day a pleasant one for everybody. Please sign up and return the form attached, or call me (Kay Stickane) at 387-3687.

We'd like to have a sheep shearing demo at Market Day. Do you know someone who could do a demo?? Call Kay and it'll get put on the schedule .

NAME \_\_\_\_\_ PHONE \_\_\_\_\_

Check one or more of the activities you plan to help in at Market Day:

Direct Parking (9 a.m. - noon) \_\_\_\_\_

Guild Resource Table \_\_\_\_\_

Guild Book \_\_\_\_\_

Large Pavilion and Vendor Registration \_\_\_\_\_

Raffle and Ticket Sales \_\_\_\_\_

Beginners' Corner \_\_\_\_\_

SIGNS, SIGNS, SIGNS \_\_\_\_\_

Music (Tina?) \_\_\_\_\_

OTHER: (what would you like to see?)

(Return to Kay Stickane, 64 Willow Creek Road, Ithaca, NY 14850 OR call 607-387-3687 after 6 p.m.)

BE SURE TO SPIN up some yarns to dye in the indigo dyepot at SPINNERS MARKET DAY! Any fiber. Yarns preferred; no loose fibers please. Garments are possible, depending upon the day and quantities to be done. If you have yarns from previous dyepots and you are unhappy with the colors, plan to "top dye" them with the indigo. (Rosey pinks and reds make beautiful lavendars and purples; clear lemon yellows make gorgeous greens.) Indigo dyes most fibers, but not necessarily the same shade -- so a cotton plied with a wool, or a rayon plied or spun with a wool, would give you some interesting color variation, for example. Commercial yarns may be brought to be dyed too, if you can't manage the handspun...

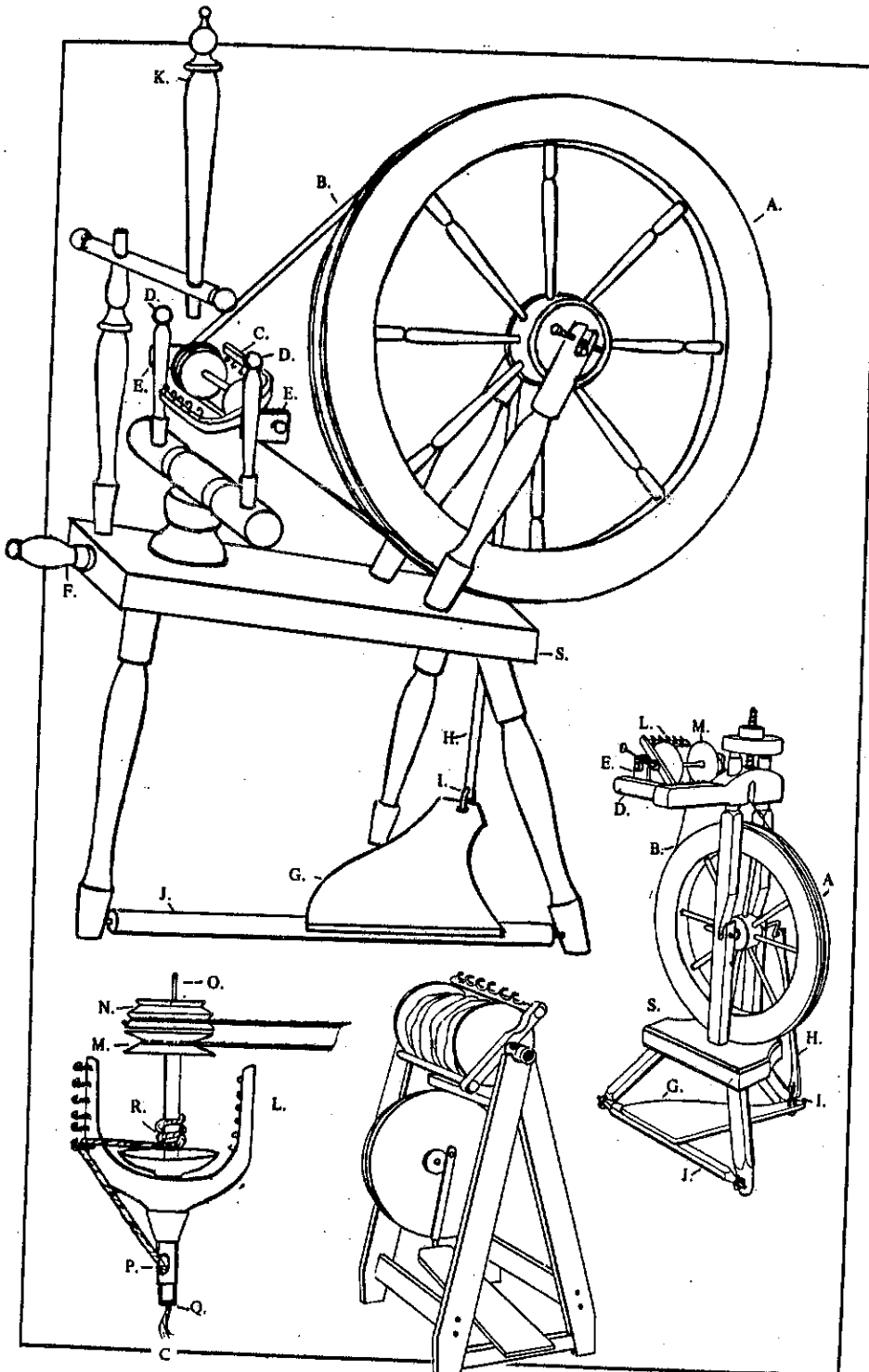
SPINNERS' SOURCES UPDATE

Please add this to your sources list.

William Ralph  
RD 1 Box 141 A  
Rome, Pa 18837  
717/247-7175


Bill Ralph is a specialist in antique spinning wheels.  
"I modify and adapt genuine antique flax and wool wheels for use and to the requirements of modern spinners, without destroying the antique value of the wheels."

How well do you know the parts of your wheel? Try to match up the various parts with the pictures.



- Wheel
- Drive Band
- Flyer Assembly
- Maidens
- Bearings
- Tension Screw or Knob
- Treadle
- Footman
- Treadle Cord
- Treadle Bar
- Distaff
- Flyer
- Bobbin
- Whorl
- Shaft
- Eye
- Orifice
- Starter Cord
- Table

Pictures from Bette Hochberg's Handspinner's Handbook--in the Guild's Library...check it out!



ENGLISH (right handed)

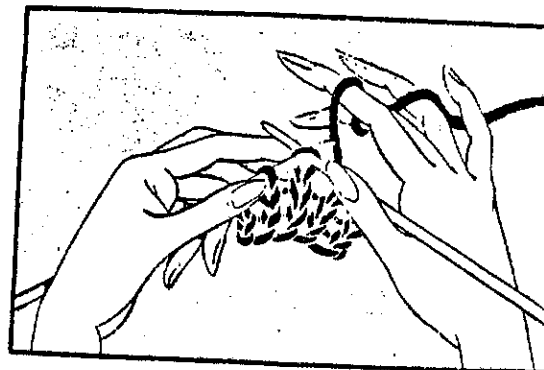
KNIT STITCH (Ill. A)

Step 1 - With your yarn held in the right hand insert right needle into stitch from left to right.

Step 2 - Bring your yarn under the right needle then over the top of the same needle.

Step 3 - Draw yarn through as a new stitch.

Illustration A




PURL STITCH (Ill. B)

Step 1 - With your yarn held in your right hand insert the right needle into the stitch from right to left.

Step 2 - Bring your yarn over the top of the right needle then draw it through to make a new stitch.

Illustration B



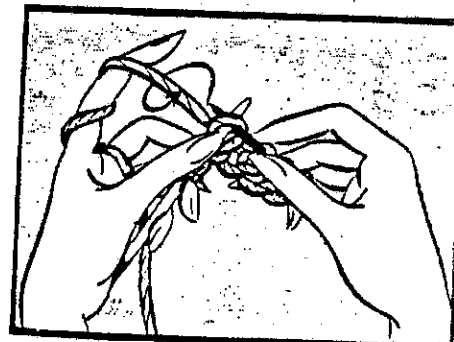
CONTINENTAL

KNIT STITCH (Ill. C)

Step 1 - Hold yarn in left hand. Insert right needle into stitch from left to right.

Step 2 - With your right needle point go over the yarn and draw it through for a new stitch. Follow the arrows in the illustration.

Illustration C

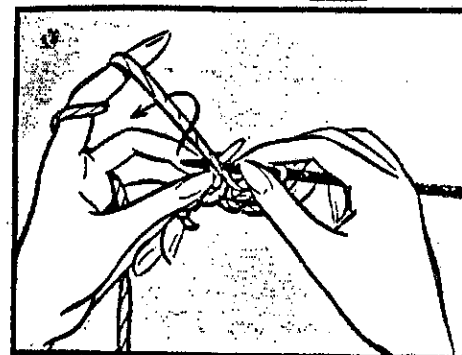


PURL STITCH (Ill. D)

Step 1 - Hold your yarn in the left hand. Insert right needle into stitch from right to left.

Step 2 - With your right needle point go under then over the yarn on your left needle. Draw the new stitch through. Follow the arrows in the illustration.

Illustration D



SOME TIPS

1. Use a series of 7" or 10" double pointed needles instead of a circular needle. With double pointed needles you are able to spread your stitches and keep better tension on you work.
2. Carry contrasting color on left hand.
3. Wind your yarn into a center pull ball.
4. Place yarn being used on your left hand to the left of you and your yarn for the right hand to the right of you.
5. When reading the chart start at the bottom right block. Read Across and repeat until row is finished. Move up to next row and continue in that manner.
6. When you are knitting a design with more than five stitches in one color, you have to weave the yarn that you are not using in order to avoid long loose strands.

## TO WEAVE THE LEFT YARN WHILE KNITTING WITH THE RIGHT YARN

1. Put the right needle in stitch.
2. Put the left yarn over tip of right needle.
3. The right yarn goes around to make a stitch. Draw stitch through.

## TO WEAVE THE RIGHT YARN WHILE KNITTING WITH THE LEFT

1. Put the right needle in stitch.
2. The right yarn goes around as if to make a stitch.
3. Your left yarn goes over the tip of the right needle - from under.
4. The right yarn goes back to the back and draw the stitch through.

## TO WEAVE THE LEFT YARN WHILE PURLING WITH THE RIGHT

1. Put the right needle in stitch.
2. Left yarn over tip of needle.
3. Right yarn around to make stitch. Draw right stitch through and complete stitch.

## TO WEAVE RIGHT YARN WHILE PURLING WITH LEFT

1. Put the right needle in stitch.
2. Put the right yarn around needle from below.
3. Put the left yarn over as if you were making a stitch.
4. The right yarn back to the front the way it came.
5. Bring the left stitch through.

Information compiled by:

Debra Farrell

## UPCOMING EVENTS



May 7-8 Spring Crafts Fair. Sharon Adams, Unions and Activities, Williard Straight Hall, Cornell Univ. Ithaca, NY 14853

May 9-10 New Hampshire Sheep and Wool Festival, New Boston, New Hampshire

May 11-16 Eastern Great Lakes Fiber Conference. Workshops, Fashion Show, Malin Selander, Ulrike Beck, Joanne Rogers. For info: Mary Anne Morton Bliley, 4621

Covert Circle, Erie, Pa 16509. 814/866-2622.

May 16-17 Wool Pool in Lodi, NY. For info: Barbara Gates, Secretary-Treasurer of the New York State Sheep Growers Cooperative Assn, Inc. 607/532-4206.

May 24 Genesee Country Museum Spinning Day. Sales, Guild Tables, Dyeing, Sheep shearing, Sheep-to-Shawl demonstration (teams invited!) For info, Michelle Kurz 387-6760. Registration for this Annual Spin-In is free and entitles you to free admission to the museum--Michelle has the forms.

May 27-29 Precious Fibers 3-Days Congress at Berea College. Theme: Cottage Industry. 16 instructors, 26 courses. Precious Fibers Foundation, PO Box 511-S, Berea, Ky 40403. 606/986-1495. Contact Michelle Kurz to car pool.

June 5-7 Midwest Weavers Conference in Lawrence, Kansas. Featured speakers, Albertje Koopman and Lois Ericson.

June 6-7 Ithaca Festival Arts & Crafts Show. The festival is looking for volunteers to demonstrate spinning on the Commons, Sat, June 6. Contact Michelle Kurz to add your name to the sheet. Very loose timing--just sit in the sunshine and spin.


June 13-14 Ontario Handspinners Seminar. Angora and Camel. Ontario Handspinners Seminar, Inc, Ron Abbott, PO Box 400, Verona, Ontario, KOH2WO

June 21 BLACK SHEEP HANDSPINNERS GUILD MARKET DAY at 4-H Acres. 11-4:30.

July 25 Connecticut Agricultural Sheep-to-Shawl Contest. 4 members to a team. For info: Jill Roby, 59 John Hand Drive, Coventry, CT 06238. 203/742-1201.

July 30-Aug 1 Upstate Crafts Fair, juried. Deadline for application without a late fee is June 30. Upstate Crafts, PO Box 173, Ithaca, NY 14851

Aug 1 Deadline for submissions to the State Fair. NY State Farigrounds, Syracuse, NY 13209



ADVERTISEMENTS

Fleece Sale--til gone...colored Lincoln, Lincoln cross & Lincoln lambswool from last spring and summer shearing. Many shades to choose from. Nancy Morey, Shadeyside Farm, PO Box 48, Chenango Bridge, NY 13745. 607/656-4737. 3/3

Advertising Rates: 1-3 lines, \$1 for one time  
4-12 lines, \$5 for one time  
13 lines-1/2 page, \$10 for one time

Deadline for June newsletter - May 24, Sunday.  
Thanks to everyone for all the contributions to the newsletter!!!

BLACK SHEEP HANDSPINNERS GUILD

P O Box 6701

Ithaca, New York 14851



Kay R. Stickane  
64 Willow Creek Road  
Ithaca, NY 14850